



Loss Control Videos for Customers

Table of Contents

Overview	1
1. Accessing the Site.....	1
2. Accessing Videos.....	2
3. Ordering Videos	4
4. Viewing Videos.....	4

Overview:

Acadia has implemented a new way to provide you with access to Loss Control videos via email.

You can preview the videos by navigating to <https://www.jjkellertraining.com/>.

Note: No log-in or password is needed for you to see the previews. It is not necessary to create an account. Simply browse the selection and submit your request via the form available on www.acadiainsurance.com/loss-control-toolbox.

1. Accessing the Site

- a. Navigate manually to the website below

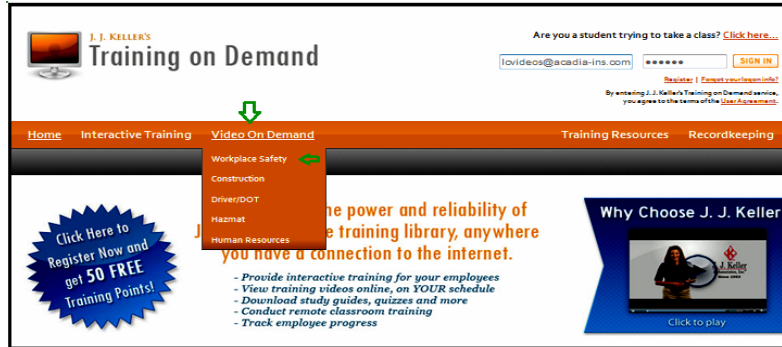
Or

- b. Click on the link below

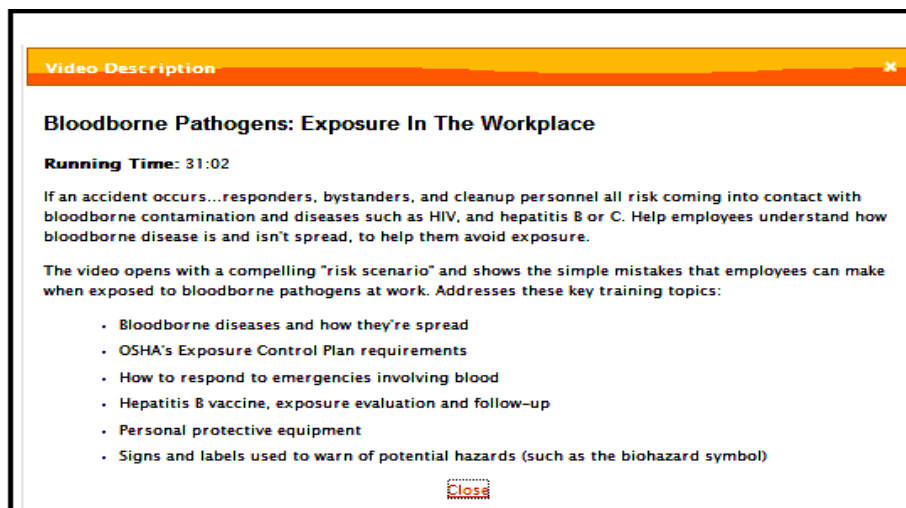
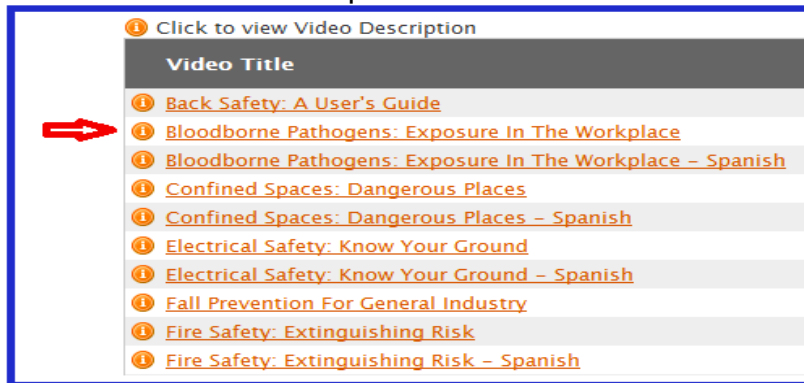
<https://www.jjkellertraining.com/>

2. Accessing Videos

- a. Click on “Video on Demand”
- b. Click to select type of video:
 - 1) Workplace Safety
 - 2) Construction
 - 3) Driver/DOT
 - 4) Hazmat
 - 5) Human Resources



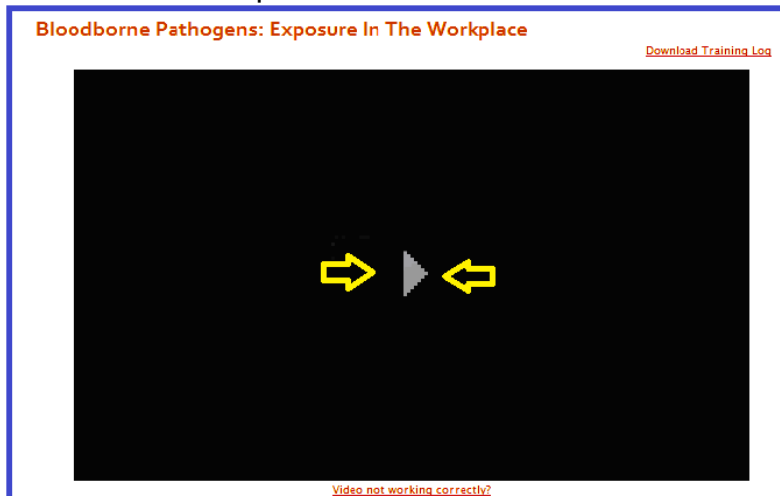
- c. Click on the “i” to view a description of a video



d. Double click on the video title to select the video

Video Title	Pay-Per-View Basic Cost
Back Safety: A User's Guide	65 Points
Bloodborne Pathogens: Exposure In The Workplace	65 Points
Bloodborne Pathogens: Exposure In The Workplace – Spanish	65 Points
Confined Spaces: Dangerous Places	65 Points
Confined Spaces: Dangerous Places – Spanish	65 Points
Electrical Safety: Know Your Ground	65 Points
Electrical Safety: Know Your Ground – Spanish	65 Points
Fall Prevention For General Industry	65 Points
Fire Safety: Extinguishing Risk	65 Points
Fire Safety: Extinguishing Risk – Spanish	65 Points
Food Security Awareness	50 Points
Forklift Hazard Perception Challenge	65 Points
Forklift Workshop	80 Points

e. Click on the white arrow to preview the video



f. Scroll down for a description of the video (this is the same as the description you accessed by clicking on the “i”))

Video Overview | Training Materials

Video Overview

Bloodborne Pathogens: Exposure In The Workplace

Running Time: 31:02

If an accident occurs...responders, bystanders, and cleanup personnel all risk coming into contact with bloodborne contamination and diseases such as HIV, and hepatitis B or C. Help employees understand how bloodborne disease is and isn't spread, to help them avoid exposure.

The video opens with a compelling "risk scenario" and shows the simple mistakes that employees can make when exposed to bloodborne pathogens at work. Addresses these key training topics:

- Bloodborne diseases and how they're spread
- OSHA's Exposure Control Plan requirements
- How to respond to emergencies involving blood
- Hepatitis B vaccine, exposure evaluation and follow-up
- Personal protective equipment
- Signs and labels used to warn of potential hazards (such as the biohazard symbol)

Additional Training Materials Available for Purchase on this Topic:

- [Student Handbooks](#)
- [Posters](#)
- [Certificates](#)

[Click here to go to www.ijkeller.com.](#)



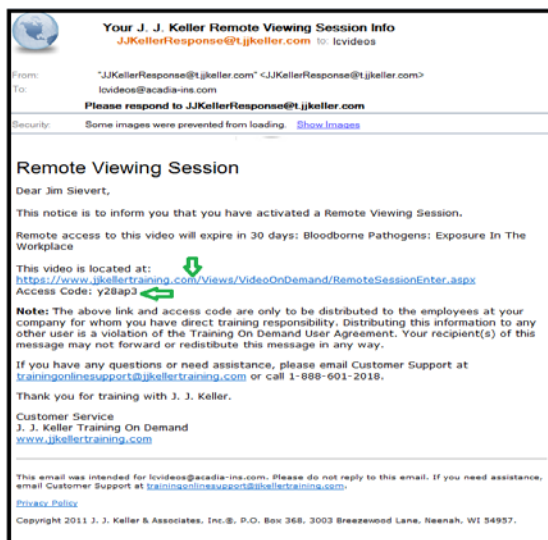
3. Ordering Videos

Once you have determined the video(s) you want to order, complete the form available on www.acadiainsurance.com/loss-control-toolbox, or send an email to: lcvideos@acadia-ins.com

- a. Include the email addresses of those to whom you wish to send the video
- b. By return email, you and the other recipients will receive a link and an Access Code which is used to view the video
- c. Please identify yourself as an Acadia customer with your Client ID number or Policy Number when sending the email

4. Viewing Videos

- a. Click on the link in the return email
- b. Enter the access code



- c. click on Submit



J.J. KELLER'S
Training on Demand

Video on Demand Viewing

Please enter the access code provided by your trainer. If the access code does not work, please contact your trainer to verify you have the correct code. If you still cannot login, please [contact us](#).

Access Code:

d. Enjoy the video

